


CLOSURE-FOAM

CUSTOM FIT FOAM CLOSURE SYSTEM



This protective coating forms under extreme pressure during the process of manufacturing and shields the product from harmful UV rays.

Closure-Foam™ comes in more than 450 standard profiles and custom sizes. Designed to stay put, Marco's M63 industrial adhesive eliminates blow away problems with a 1/4" adhesive bead applied to either the flat or the ribbed side of Closure-Foam. It even adheres in subfreezing temperatures and on wet surfaces.

Closure-Foam is most commonly used without dovetails, but is also available with interlocking dovetails

(with or without adhesive) to eliminate gaps and ensure a snug end-to-end fit. They ship pre-scraped leaving you with less job site cleanup.

Closure-Foam is economically priced without sacrificing quality. Marco's crosslink polyethylene foam has a unique coating that gives it better UV resistance and durability than the industry standard. Independent testing confirms Marco's 1.5 density foam provides better UV stability than competitive products with a 2.0 density.

- Full 1/4" bead (once installed) of adhesive applied
- Profiles for every application
- Thickness variety
- Better UV resistance/longer lasting than competition
- No excess scrap for easier cleanup

CLOSURE-FOAM™

- Value drives everything we do. That's why we developed the Marco Weather-Tite System— a comprehensive line of products that offers easy installation, remarkable building ventilation, lower utility costs, extreme durability, and outstanding warranties for your metal roof and wall systems. Get more quality, more performance and more value ... from Marco.

CLOSURE FOAM™

Specs

Nominal Density-Skin/Skin (BS ISO 7214 1998):
24 kg/m³

Cell Size, Typical Diameter: 0.3 mm

Compression Stress-Strain (BS ISO 7214 1998)

10% compression: 34 kPa

25% compression: 53 kPa

40% compression: 85 kPa

50% compression: 118 kPa

Compression Set: 25% comp, 22hr, 23° C

1/2 hr recovery (25 mm cell-cell): 27% set

24 hr recovery (25 mm cell-cell): 19% set

Tensile Strength (ISO 7214 1998): 320 kPa

Tensile Elongation: 130%

Tear Strength (BS EN ISO 8067 1995): 495 N/m

**Shore Hardness 00 Scale, 10 mm cell/
cell thickness (ISO 868 1985):** 50 00

Recommended Operating Temp. Range:
+100° C/-70° C

**Thermal Conductivity — Mean Temp of 10° C
(ISO 8302 1991):** 0.0392 W/m.K

**Flammability — Automotive (FMVSS.302-
Burn Rate):** Pass 12 mm & thicker <100mm/min

**Flammability — Horizontal Burn Rate
(ISO 7214 1998):** 5 mm thick, 2.1 mm/sec
and 13 mm thick, 1.5 mm/sec

Durometer (50): Shore 00

Water: 5% lbs/ft³

*Specs shown are LD24 value.




You May Also Need

- Mastix™ / Anglekut™


Easy Install

See our installation instructions online at MarcoIndustries.com. Closure-Foam can be installed by a single person in just three easy steps.



Step 1:

Ensure the self-adhesive closure configuration fits the roof panel used.



Step 2:

The inside Closure fits the underside of the panel.



Step 3:

Place the roof panel over pre-cut closure configuration for a snug fit. Attach panel over closure with Marco QuikGrip™ or QuikDrill™ fasteners.



Value through the Roof.

800.800.8590 / MarcoIndustries.com



Marco's Rapid Response™ delivers, faster and easier. Take advantage of free shipping with low minimum orders.